



Turbo Gas Booster

This range of quiet running Turbo gas boosters are available in 1, 2, 3, 4 and 5 stage forms and have been developed to run continuously under full load conditions delivering a wide variety of gases at reasonably high pressures. The shaft is sealed to isolate the bearings. All machines have aluminium housing, interstage casing and impeller.

Boosters can be supplied as a basic unit with baseplate and motor, or as a package with pressure switches and control panel wired and fitted as shown in the photograph, to comply with IGEM/UP/2. All options are available as duplex sets with one unit on standby, and packaged with approved controls.

Compliant to : IGEM / UP / 2

ATEX DIRECTIVE : 2014 / 34 / EU

MACHINERY DIRECTIVE : 2006 / 42 / EC

BSEN 8487 : 2007

Model 675A

Air Blowers:

Aeration
Burners

Gas Boosters:

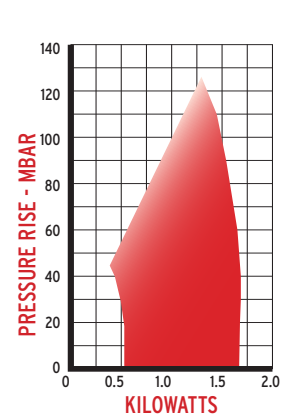
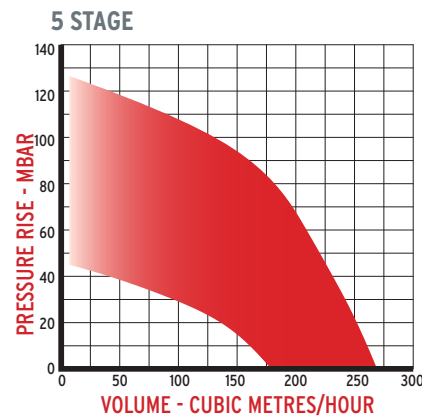
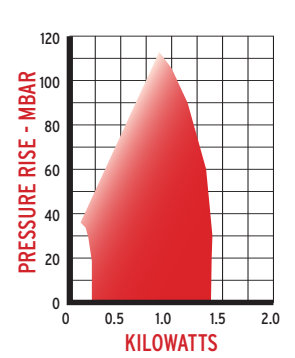
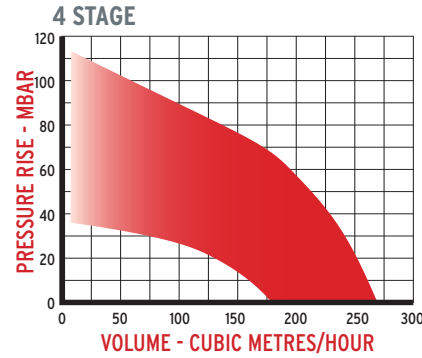
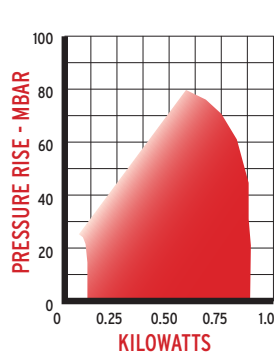
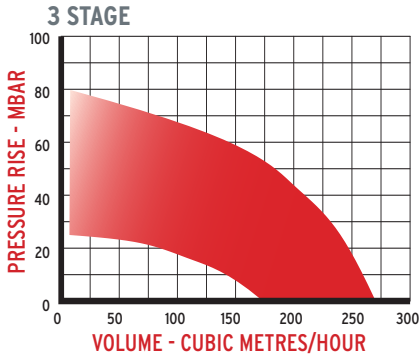
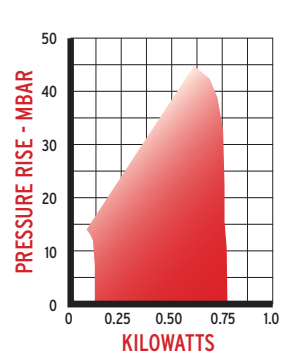
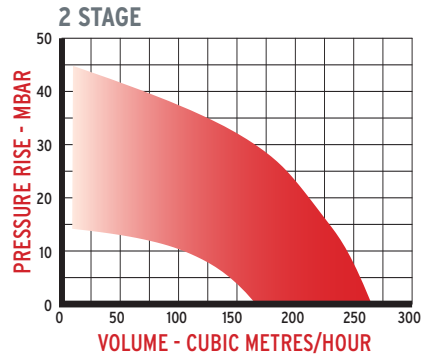
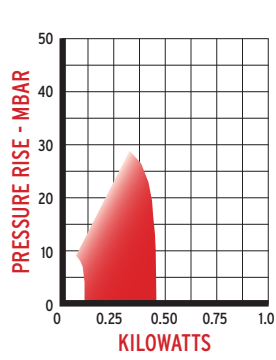
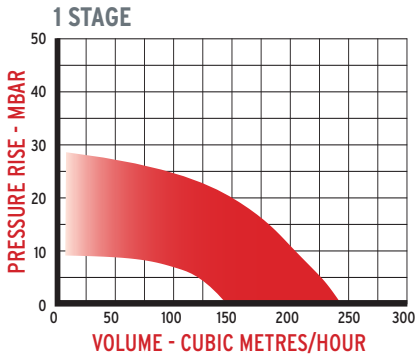
Burners
Gas Engines
Waste Gas Burners

Ancillary Equipment:

- Inlet low pressure switches
- Isolating valves
- Inlet and discharge flexible connectors, inlet non-return valves, discharge check valves
- Acoustic/weatherproof enclosures are available
- Motors and ancillaries available for zoned areas
- Start/control panel
- Filter silencers for blowers/exhausters



Dimensions & Performances



Performances based on Natural Gas S.G. = 0.6

Whilst the details contained in this leaflet are representative of the machines, the actual products may differ from the illustrations due to improvements in design or change in specification. Certified drawings and performance curves will be supplied on request.

No. of Stages	kW	A	B	Wt Kgs
1	0.37	82	331	33
	0.55			33
2	0.37	123	372	35
	0.55			35
	0.75			37
	1.10			37
3	0.55	164	413	36
	0.75			38
	1.10			38
	1.50			42
4	0.55	205	454	38
	0.75			40
	1.10			40
	1.50			44
5	1.50	246	495	46
	2.20			48

